

BED 2-NO.3 RODS CONTINUOUS IN 5TH & 10TH BLOCK COURSE ENTIRE GROUND FLOOR PERIMETER. LAP ENDS 16 DIAMETERS.

DURO-WALL EVERY ODD BLOCK COURSE.

211

210

1/4" = 1'-0"

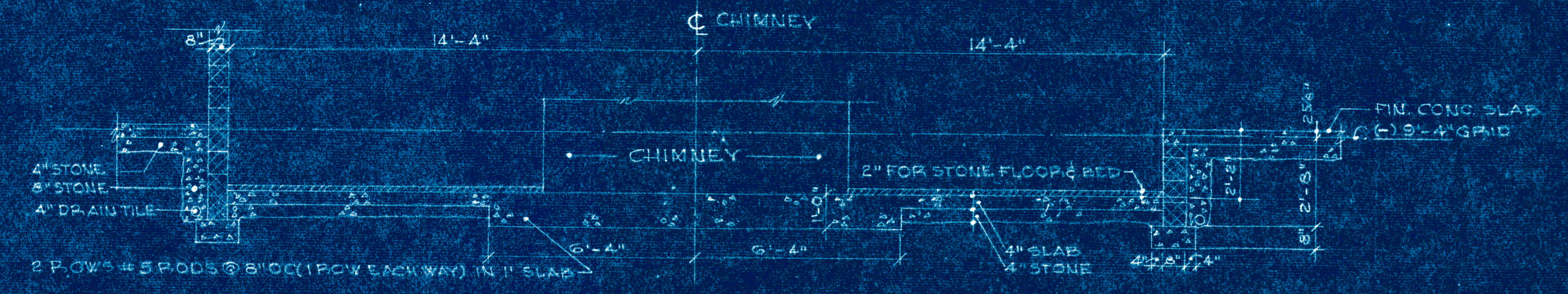
℄ CHIMNEY
14'-4"
14'-4"
CHIMNEY
8"
4" STONE
8" STONE
4" DRAIN TILE
6'-4"
6'-4"
6'-4"
1'-0"
2" FOR STONE FLOOR & BED
4" SLAB
4" STONE
2 5/8"
FIN. CONC. SLAB
(-) 9'-4" GRID
2'-2"
2'-8"
8"
4" 8" 4"

2 ROWS #5 RODS @ 8" OC (1 ROW EACH WAY) IN 1' SLAB

GRID DIMENSIONING SYSTEM

1 1/2" = 1'-0"

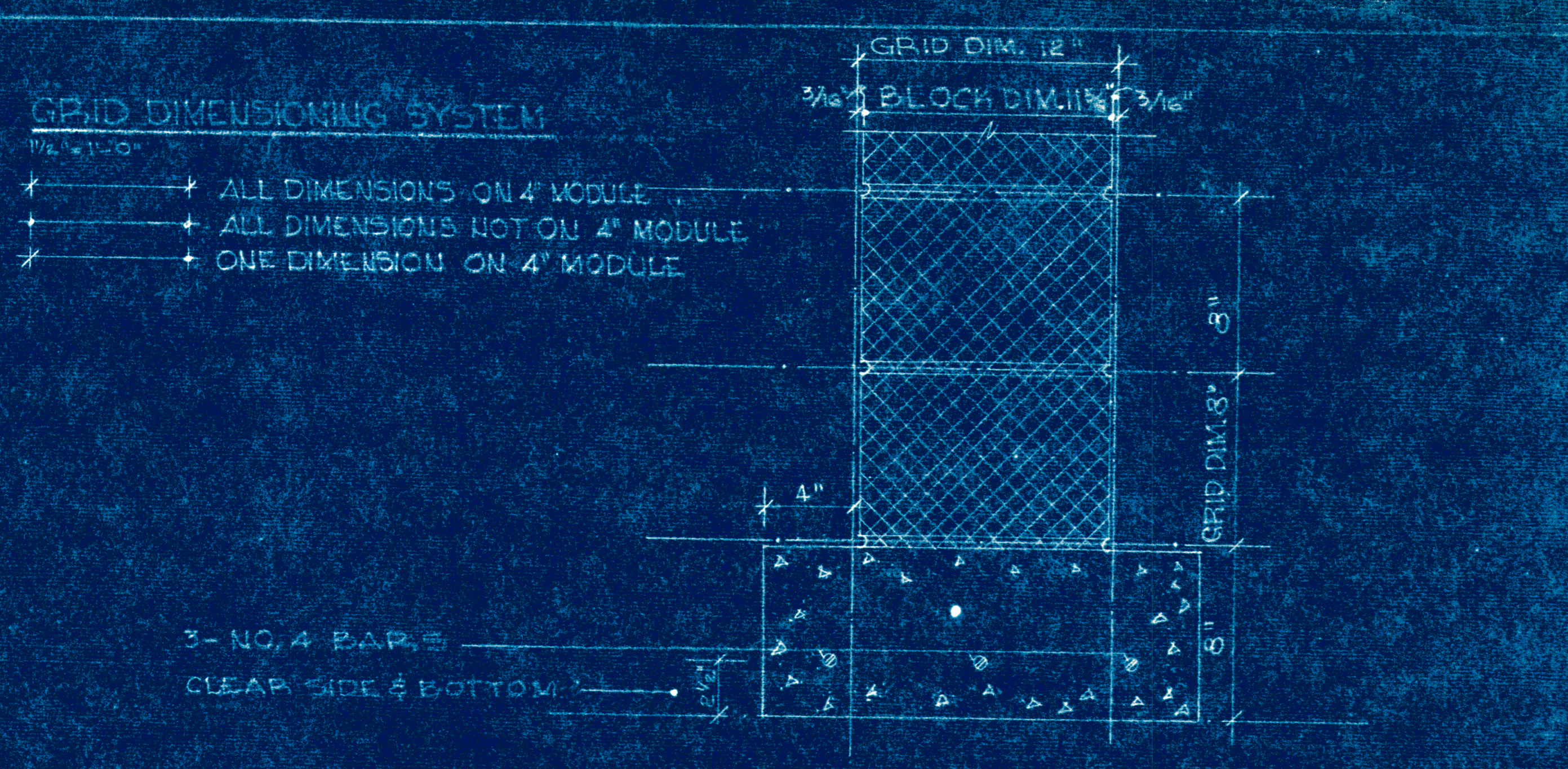
ALL DIMENSIONS ON 4" MODULE
ALL DIMENSIONS NOT ON 4" MODULE
ONE DIMENSION ON 4" MODULE
GRID DIM. 12"
3/16" BLOCK DIM. 11 5/8" 3/16"
8"
GRID DIM. 8"
4"
8"
2 1/2"

3-NO.4 BARS
CLEAR SIDE & BOTTOM

GRID 0'-0"
1'-0"
5'-0"
9'-0"
13'-0"
17'-0"
21'-0"
25'-0"
25'-4"
30'-4"
35'-4"
40'-4"
45'-4"
50'-4"
55'-4"
60'-4"
60'-8"
64'-8"
68'-8"
72'-8"
76'-8"
80'-8"
84'-8"
88'-8"
89'-8"
93'-8"
97'-8"
101'-8"
105'-8"
109'-8"
113'-8"
117'-8"
121'-8"
GRID 0'-0"
1'-0"
5'-0"
9'-0"
12'-0"
13'-0"
17'-0"
21'-0"
25'-0"
29'-0"
33'-0"
37'-0"
38'-0"
41'-0"
45'-0"
49'-0"
50'-0"
GRID 0'-0"
4'-0"
5'-0"
9'-0"
13'-0"
17'-0"
20'-0"
21'-0"
25'
28'-0"
29'-0"
33'-0"
36'-0"
37'-0"
38'-0"
41'-0"
45'-0"
49'-0"
50'-0"
RET. WALL
RET. WALL
6'-0"
211
211
211
4" 8" 4"
210
210
12'-0"
1'-8"
14'-0" R.
16'-0" R.
4" 8" 4"
4" 8" 4"
1'-0"
1'-4"
1'-0"
1'-4"
45°
1'-0"
4" 12" 4"
21'-0"
22'-0"

FOOTINGS: 20"x24"x8"
BLOCK: CONCRETE 8x12x16
FILL BLOCKS WITH CONC. USE 2-5/8" ANCHOR BOLTS PER PIER.
TERMITE SHIELD EACH PIER & ON ALL WALLS WHERE NECESSARY.

STEP ALL CONC. FOOTINGS DOWN IN INCREMENTS OF 8" WHERE NECESSARY TO KEEP TOP OF FOOTING A MINIMUM OF 12" BELOW EXIST. OR FINISH GRADE, WHICHEVER IS LOWER.

SEE PLOTPLAN FOR CONTINUATION OF RET. WALLS.

20x24 FOUNDATION
12x16" PEDESTAL
PIPE COLUMN

STEP FOOTING DOWN TO LOWER LEVEL.

NOTE: SEE SHEET 14 FOR CIRCULAR DETAILS.

FOUNDATION 12" THICK THIS AREA.

STEP FOOTING DOWN TO LOWER LEVEL

ALL ANGLES 45°
FILL LAST 2 BLOCKS WITH CONC.
USE 2-5/8" RODS VERTICALLY IN EACH OF THESE 2 BLOCKS.

LAY 2-3/16"x4' RODS HORIZONTALLY IN EVERY SECOND BLOCK COURSE THIS CORNER.

FOUNDATION PLAN

1/4" = 1'-0"

A RESIDENCE FOR
MR. & MRS. JAMES M. FIELD DURHAM, N.C.
DRAWN BY
FOUNDATION PLAN
DATE
CHECKED BY
SHEET 2
APPROVED BY